

## Table of Contents

### CHAPTER ONE—DESCRIBING SHAPES

Describing Shapes .....	2-4, 6-7
Describing Quadrilaterals .....	5
Describing Triangles .....	8
Describing Solids .....	9-10, 13
Recognizing Folded Patterns for Solids .....	11-12, 14-15
Describing Position .....	16-18
Describing Stacks of Shapes .....	19-24
Estimating Area .....	25-39

### CHAPTER TWO—FIGURAL SIMILARITIES AND DIFFERENCES

Matching Figures .....	41-43
Combining Shapes .....	44-50
Recognizing Lines of Symmetry .....	51, 56-57
Dividing Shapes Into Equal Parts .....	52-55
Drawing Symmetrical Shapes .....	58-62
Copying a Figure .....	63-65
Enlarging Figures .....	66-69
Reducing Figures .....	70-73
Covering a Surface .....	74-75
Drawing Changing Characteristics .....	76, 81-83
Recognizing Similar Changes .....	77-80
Comparing and Contrasting Shapes .....	84-88

### CHAPTER THREE—FIGURAL SEQUENCES

Continuing Sequences of Figures .....	90-95
Tumbling (Rotating) Figures .....	96-99
Flipping (Reflecting) Figures .....	100
Finding More Than One Change .....	101-103
Matching a Sequence .....	104
Continuing a Sequence .....	105-108
Recognizing Changes in Folded Paper .....	109-114
Pattern Folding .....	115-116
Describing Stacked Shapes .....	117-122

**CHAPTER FOUR—FIGURAL CLASSIFICATIONS**

Describing Classes.....	124-125
Matching Classes by Shape.....	126-128, 138
Matching Classes by Pattern or Detail .....	129-134
Drawing Another Member of a Class.....	135
Classifying More Than One Way.....	136-137
Overlapping Classes—Intersection .....	139-144
Overlapping Classes—Matrices .....	145
Deducing the Class .....	146-148

**CHAPTER FIVE—FIGURAL ANALOGIES**

Describing Figural Analogies.....	150
Drawing the Missing Figure.....	151, 157-160
Identifying Figural Analogies .....	152-155
Explaining the Analogy.....	156
Draw the Missing Figures .....	161-162

**CHAPTER SIX—DESCRIBING THINGS**

Identifying Foods.....	164
Identifying Characteristics of Foods .....	165
Writing Descriptions – Foods from Plants .....	166-168
Identify the Plant.....	169
Identify the Animal .....	170, 175
Identifying Characteristics of Animals.....	171
Writing Description – Animals.....	172-174
Identify the Vehicle .....	176, 181
Identifying Characteristics – Vehicles.....	177
Writing Descriptions – Vehicles .....	178-181
Describing Land and Water Forms.....	182
Identifying Characteristics of Land and Water Forms .....	183
Writing Descriptions – Bodies of Water .....	184
Writing Characteristics of Land Forms .....	185
Writing Descriptions – Land and Water Forms.....	186
Identifying the Land Form or Body of Water.....	187
Occupations .....	188, 193
Identifying Characteristics of Occupations .....	189
Writing Descriptions – Occupations .....	190-192
Describing Parts of a Grape Vine.....	194
Describing Parts of an Ant.....	195
Describing Parts of a Bicycle.....	196
Writing Descriptions of Objects .....	197-200
Writing Descriptions of Events .....	201-204

**CHAPTER SEVEN—VERBAL SIMILARITIES AND DIFFERENCES**

Explaining Similarities .....	206-210
Identifying Words with Similar Meanings.....	211-214
Identifying Pairs of Similar Words .....	215
Solving Word Benders.....	216-217, 223
Writing Similarities.....	218-219
Identifying Words with Opposite Meanings .....	220-221, 224-225
Identifying Pairs of Opposites.....	222
Identifying How Two Words are Alike .....	226-229
Identifying How Two Words are Alike and Different.....	230-232
Identifying Multiple Meanings—Word Web .....	233-236
Completing “Compare and Contrast” Graphic Organizers .....	237-239

**CHAPTER EIGHT—VERBAL SEQUENCES**

Sequencing by Size, Amount, Degree, or Time.....	241-249
Continuing a Sequence .....	250
Following Directions .....	251-253
Writing Directions .....	254
Recognizing Cardinal Direction .....	255-257
Describing Directions to a Location.....	258-260
Determining Order.....	261-267
Creating a Timeline .....	268-271
Determining Order – Family Diagrams.....	272-274
Identifying Cycles .....	275-279
Deducing Order.....	280-283

**CHAPTER NINE—VERBAL CLASSIFICATIONS**

Identifying Characteristics of a Class .....	285-288, 294
Explaining the Characteristics of a Class .....	289-293, 296-297
Adding Another Member to the Class.....	295
Identifying General and Specific Class Members.....	298-300
Writing Definitions with Classes .....	301-302
Using Circle Diagrams to Show Classes.....	303-309
Sorting Into Classes .....	310-314
Completing Branching Diagrams to Sort Classes and Subclasses.....	315-316
Learning About Land and Water Forms .....	317
Filling Out Land and Water Classifications—Branching Diagram.....	318
Explaining Relationships Between Classes .....	319-320

## CHAPTER TEN—VERBAL ANALOGIES

Identifying and Completing Analogies .....	322-332
Explaining Analogies .....	333-334
Supplying the Missing Part of an Analogy .....	335-342
Explaining the Analogy and Supplying the Missing Half.....	343-344
Creating Analogies .....	345


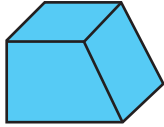
## ANSWER GUIDE

Chapter One (Activities A-1 — A-133).....	347
Chapter Two (Activities B-1 — B-159).....	353
Chapter Three (Activities C-1 — C-162) .....	361
Chapter Four (Activities D-1 — D-153) .....	367
Chapter Five (Activities E-1 — E-78) .....	371
Chapter Six (Activities F-1 — F-110).....	374
Chapter Seven (Activities G-1 — G-212) .....	381
Chapter Eight (Activities H-1 — H-179).....	386
Chapter Nine (Activities I-1 — I-214).....	394
Chapter Ten (Activities J-1 — J-282) .....	400

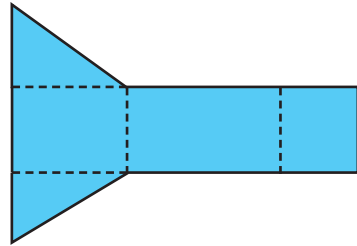
## DESCRIBING SOLIDS

**DIRECTIONS:** Draw a line from each solid to its pattern.

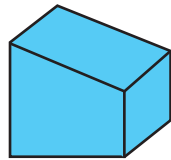
**EXAMPLE:**



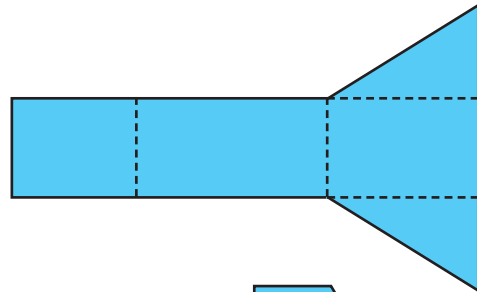
a.



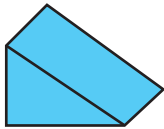
**A-41:**



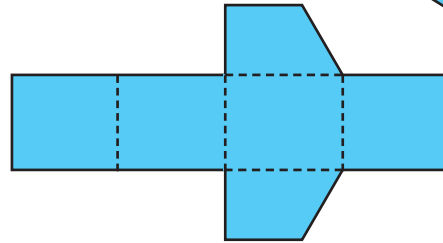
b.



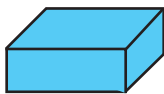
**A-42:**



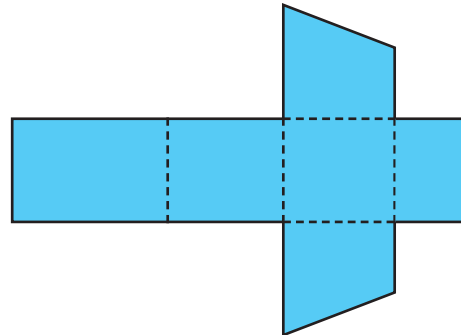
c.



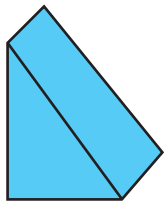
**A-43:**



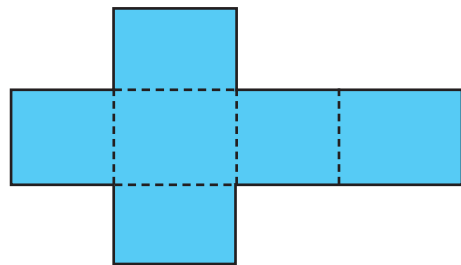
d.



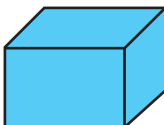
**A-44:**



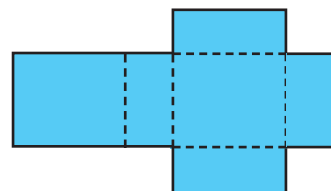
e.



**A-45:**




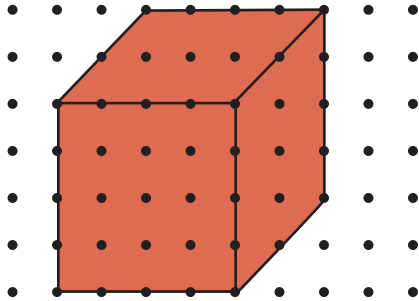
f.




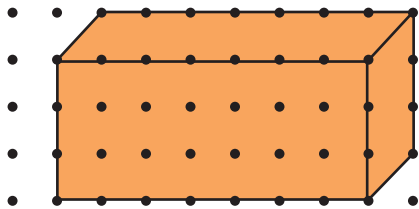
## COPYING A FIGURE

**DIRECTIONS:** To copy a figure, count the number of spaces between the dots on each side of the figure. Use the dot grid to mark the length of each side. Color your drawing.


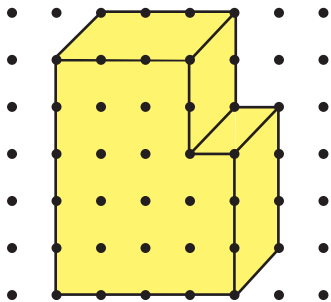
**B-86**



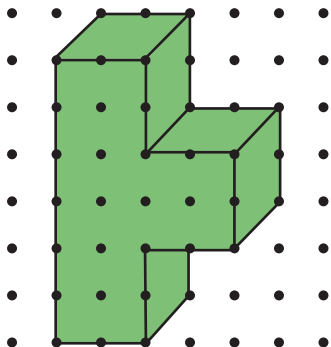
**B-87**



**B-88**



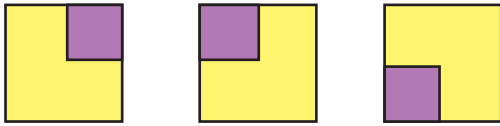
**B-89**



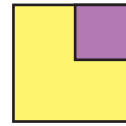
# SEQUENCES OF FIGURES

**DIRECTIONS:** Circle the figure that best continues the sequence.

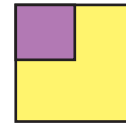
**C-4**



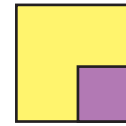
a.




b.



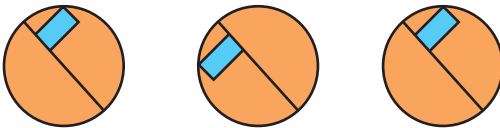
c.



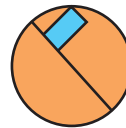
d.



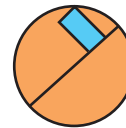
**C-5**



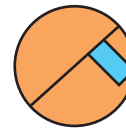
a.



b.



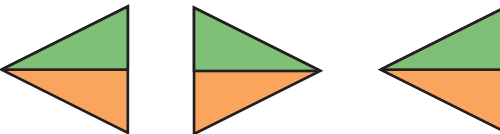
c.



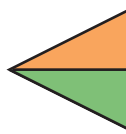
d.



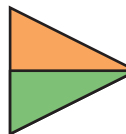
**C-6**



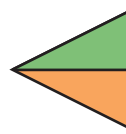
a.



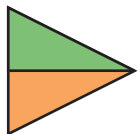
b.



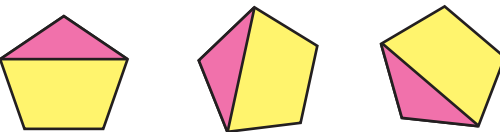
c.



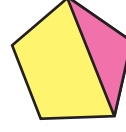
d.



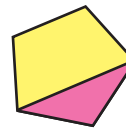
**C-7**



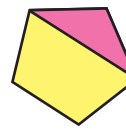
a.



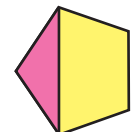
b.



c.



d.



**C-8**



a.



b.



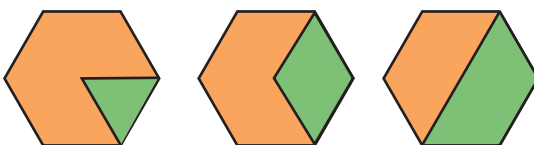
c.



d.



**C-9**



a.



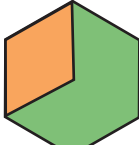
b.



c.



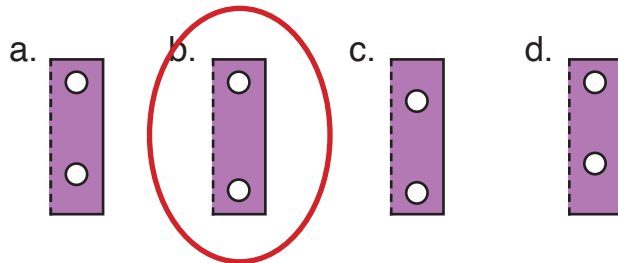
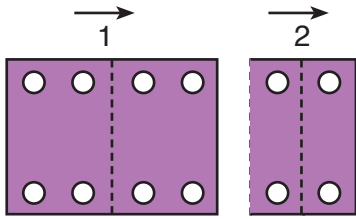
d.



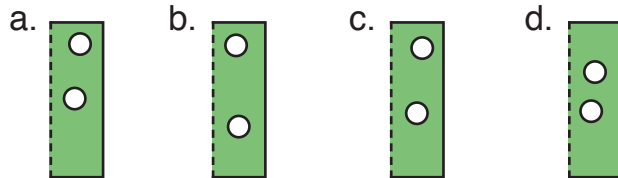
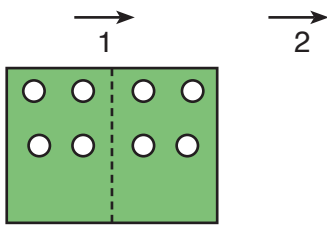
# PAPER FOLDING

**DIRECTIONS:** Circle the drawing that shows how the paper will look when folded twice.

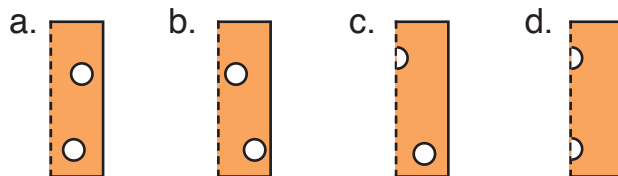
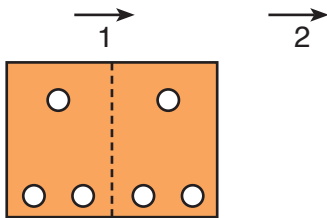
**EXAMPLE:**



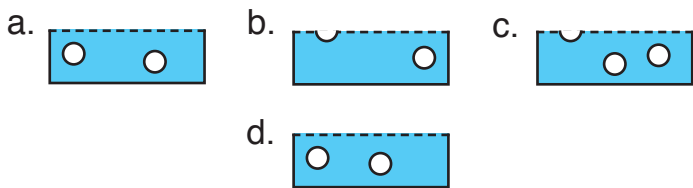
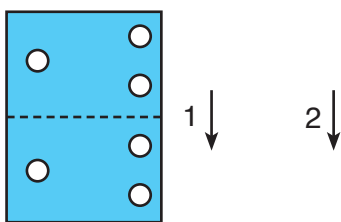
**C-103**



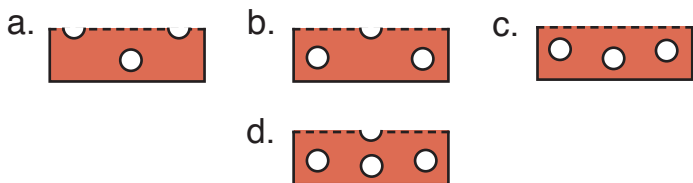
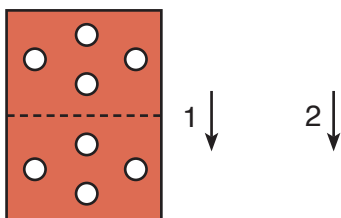
**C-104**



**C-105**



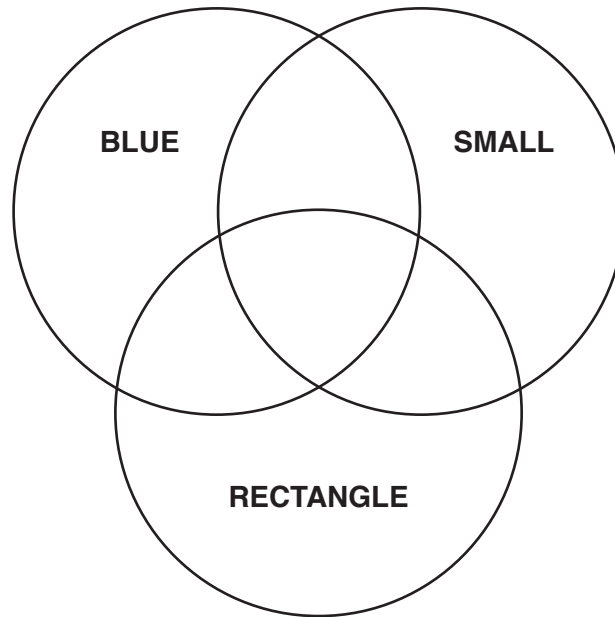
**C-106**



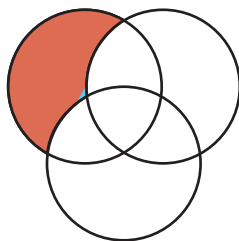
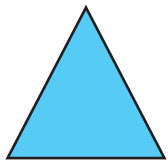


# OVERLAPPING CLASSES – INTERSECTIONS

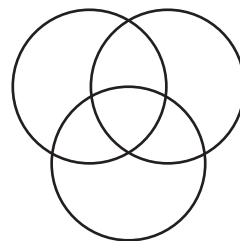
**DIRECTIONS:** Darken the region of each diagram to which each figure belongs.



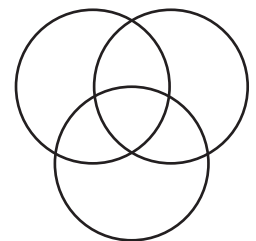
**EXAMPLES:**



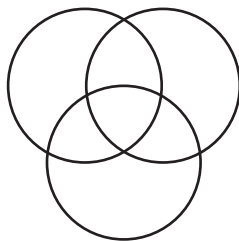
**D-113**



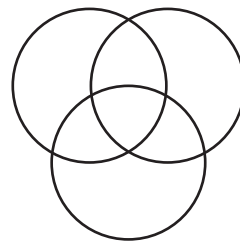
**D-114**



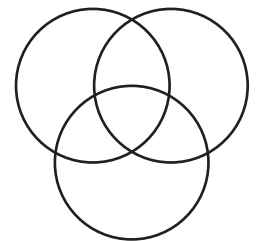
**D-115**



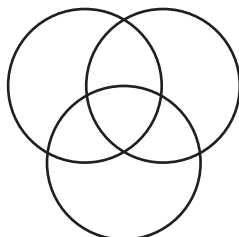
**D-116**



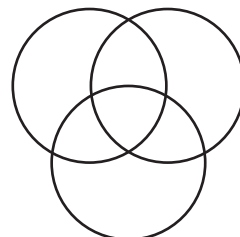
**D-117**



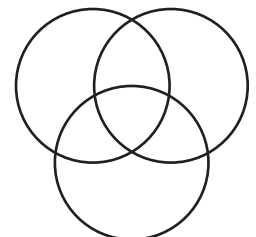
**D-118**



**D-119**



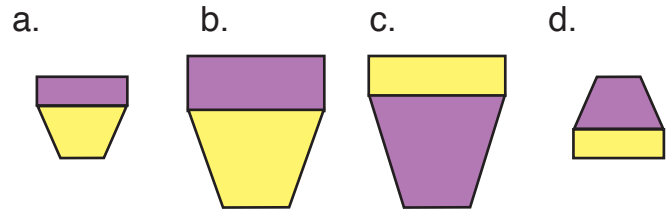
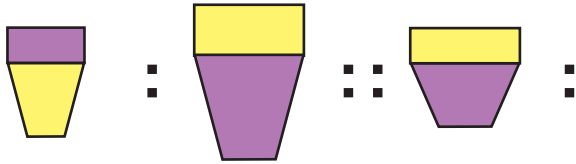
**D-120**



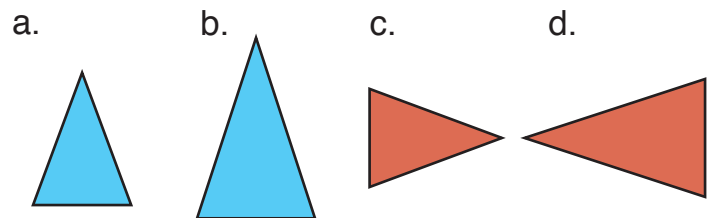
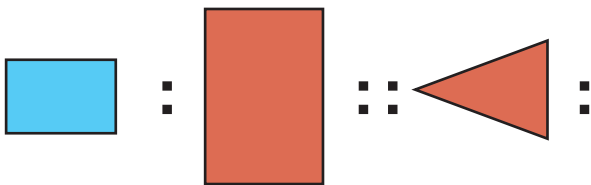
# COMPLETE FIGURAL ANALOGIES

**DIRECTIONS:** Circle the figure that completes the analogy.

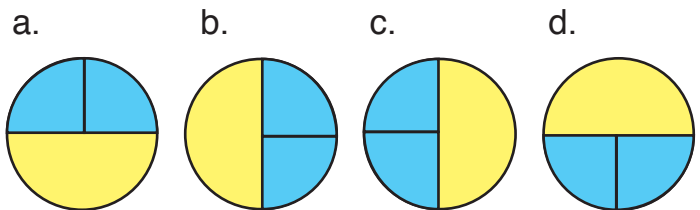
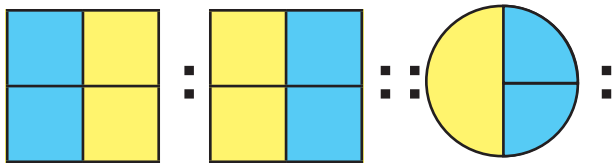
**E-22**



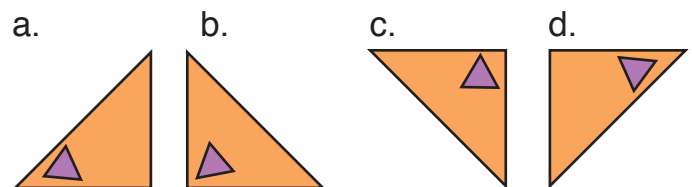
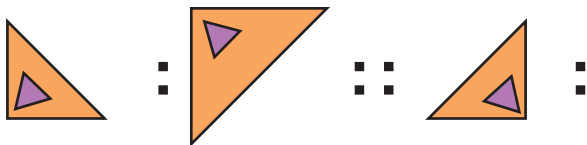
**E-23**



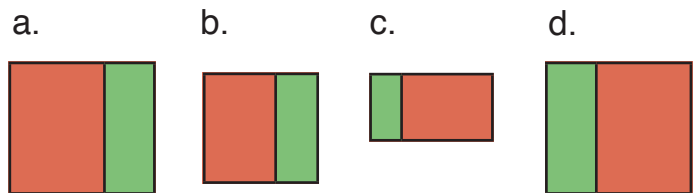
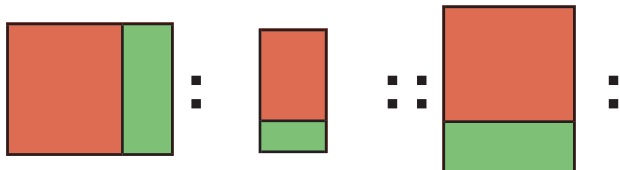
**E-24**



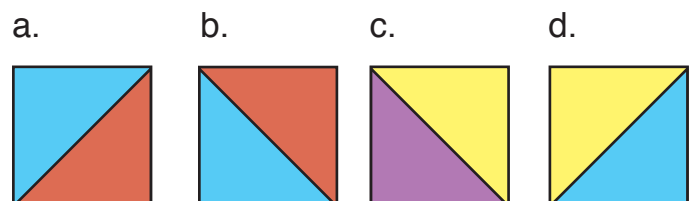
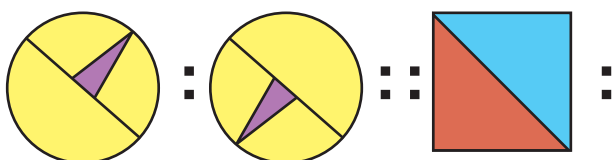
**E-25**



**E-26**



**E-27**



Free resource from www.criticalthinking.com. Commercial redistribution prohibited

## DESCRIBING OCCUPATIONS

**DIRECTIONS:** Write the word that fits the description.

**F-69**



carpenter



electrician



plumber

**A.** This worker installs and repairs the water and sewer systems in buildings.

---

**B.** This worker builds and repairs the walls, floors, doors, and shelves in buildings and homes.

---

**F-70**



nurse



pharmacist



physical therapist

**A.** This health worker helps injured people strengthen their bodies and regain function after surgery.

---


**B.** This health worker dispenses the medicine that doctors order for their patients.

---

**F-71**



bank teller



librarian



sales clerk

**A.** This worker helps customers find or pay for merchandise in a store.

---

**B.** This worker helps customers find or borrow books and use computers to find information.

---

# EXPLAINING SIMILARITIES – ANIMALS

**DIRECTIONS:** Circle the animal that is most like the animal on the left. Explain how they are alike and why the other animals are different.

G-4



flea



ant



mosquito



tick

---

---

---

G-5



tuna



cat fish



bass



shark

---

---

---

G-6



crab



lobster



eel



scorpion

---

---

---

G-7



mouse



gerbil



prairie dog



squirrel

---

---

---

## HOW ALIKE?

**DIRECTIONS:** Each line contains two words related to science that are similar. Circle the sentence(s) that can be true of both words.

- G-164**      noise  
                 sound
- Both are caused by vibrations.
  - Both can be heard.
  - Both are never pleasant.
- G-165**      root  
                 stem
- Both are parts of a plant.
  - Both are above ground.
  - Some kinds of each can be eaten.
- G-166**      lever  
                 pulley
- Both are simple machines.
  - Both need ropes or strings.
  - Both can make work easier.
- G-167**      frog  
                 snake
- Both have backbones.
  - Both are reptiles.
  - Both are amphibians.
- G-168**      corn  
                 wheat
- Both are grasses.
  - Both are grains.
  - Both can be eaten.
- G-169**      ice  
                 cloud
- Both are solid.
  - Both are forms of water.
  - Both take up space.

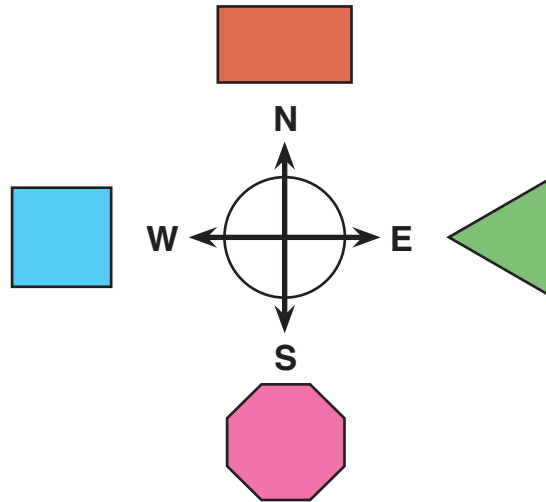
## SEQUENCING BY SIZE, AMOUNT, OR DEGREE

**DIRECTIONS:** The words in each group suggest a sequence of size, amount, or degree. Write the word that will come next in the sequence.

- |             |                                |           |           |           |
|-------------|--------------------------------|-----------|-----------|-----------|
| <b>H-9</b>  | chilly, frosty, _____          | brisk     | cool      | freezing  |
| <b>H-10</b> | ahead, beside, _____           | behind    | beneath   | between   |
| <b>H-11</b> | hint, ask, _____               | demand    | request   | suggest   |
| <b>H-12</b> | sad, depressed, _____          | hopeless  | sorry     | unhappy   |
| <b>H-13</b> | scarce, adequate, _____        | enough    | few       | plenty    |
| <b>H-14</b> | satisfactory, admirable, _____ | average   | ordinary  | excellent |
| <b>H-15</b> | mist, rain, _____              | downpour  | drizzle   | fog       |
| <b>H-16</b> | gently, firm, _____            | harsh     | mild      | tender    |
| <b>H-17</b> | exact, similar, _____          | alike     | different | identical |
| <b>H-18</b> | asleep, calm, active, _____    | excited   | quiet     | resting   |
| <b>H-19</b> | incomplete, poor, _____        | careless  | average   | worthless |
| <b>H-20</b> | shy, fearful, _____            | bashful   | coy       | terrified |
| <b>H-21</b> | fatigued, weary, _____         | drained   | exhausted | spry      |
| <b>H-22</b> | bothered, displeased, _____    | forgiving | confused  | disgusted |

## RECOGNIZING DIRECTION

**DIRECTIONS:** Imagine that you are standing in the circle below, facing North (N), West (W), South (S), or East (E). Draw the shape you are facing or the shape on your right. For example, if you are facing north (N), as shown in the example, then the rectangle is straight ahead and the triangle is on your right. Trace the triangle in the blank in the first row. Next, imagine that you are facing west (W); draw the missing shape in the blank in the second row.

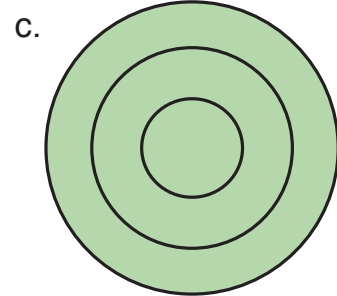
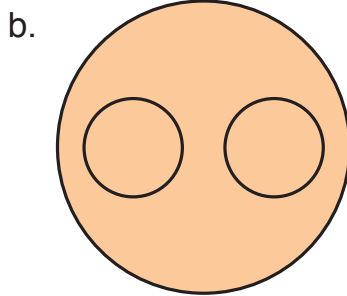
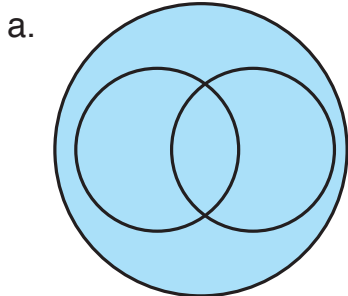


	DIRECTION	FACING SHAPE	SHAPE ON RIGHT
<b>EXAMPLE</b>			
<b>H-124</b>			
<b>H-125</b>			
<b>H-126</b>			
	DIRECTION	FACING SHAPE	SHAPE ON LEFT
<b>H-127</b>			
<b>H-128</b>			
<b>H-129</b>			

Free resource from www.criticalthinking.com. Commercial redistribution prohibited

## USING CIRCLE DIAGRAMS TO SHOW CLASSES

**DIRECTIONS:** Draw a line from the group of words to the diagram that shows the correct relationship. Use the abbreviation to label the diagram correctly.



**I-160**

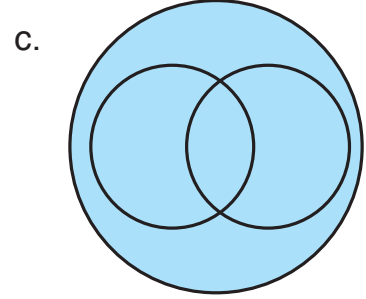
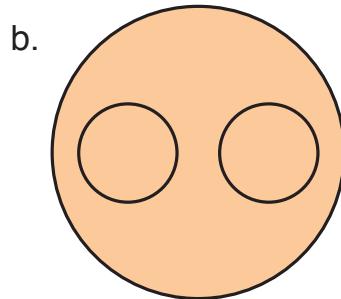
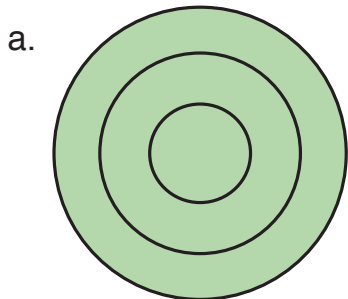
Food (Fo)  
 Food that grows on vines (Fv)  
 Fruit (Fr)  
 Fruit that grows on vines (Frv)

**I-161**

Food (Fo)  
 Fruit (Fr)  
 Oranges (O)

**I-162**

Food (Fo)  
 Fruit (Fr)  
 Vegetables (V)



**I-163**

Birds (B)  
 Chickens (C)  
 Ducks (D)

**I-164**

Birds (B)  
 Ducks (D)  
 Water Birds (WB)

**I-165**

Reptiles (R)  
 Venomous Reptiles (VR)  
 Snakes (S)  
 Venomous Snakes (VS)



## COMPLETE THE ANALOGY—ACTION

**DIRECTIONS:** Write the word that completes the analogy.

- J-73** surgeon : operates :: mechanic : \_\_\_\_\_      cuts      removes      repairs
- J-74** vein : carries :: heart : \_\_\_\_\_      protects      pumps      stores
- J-75** demonstration : shows :: novel : \_\_\_\_\_      displays      opens      tells
- J-76** boxer : fights :: priest : \_\_\_\_\_      builds      prays      sings
- J-77** elastic : stretches :: balloon : \_\_\_\_\_      deflates      expands      secures
- J-78** joke : amuses :: lesson : \_\_\_\_\_      entertains      informs      tests
- J-79** conductor : directs :: orchestra : \_\_\_\_\_      guides      plays      sings
- J-80** attorney : defends :: jury : \_\_\_\_\_      assists      decides      reads
- J-81** insult : offends :: compliment : \_\_\_\_\_      hurts      pleases      saddens
- J-82** guard : protects :: signal : \_\_\_\_\_      starts      stops      warns
- J-83** doctor : prescribes :: pharmacist : \_\_\_\_\_      buys      dispenses      treats
- J-84** news : informs :: comedy : \_\_\_\_\_      entertains      frightens      teaches
- J-85** needle : sticks :: blade : \_\_\_\_\_      builds      cuts      hits
- J-86** building : shelters :: vehicle : \_\_\_\_\_      carries      comforts      shades

**EXPLAIN THE ANALOGY**

**DIRECTIONS:** Explain the relationship between words in each pair.

**J-146** wick : candle :: bulb : lamp \_\_\_\_\_  
\_\_\_\_\_

**J-147** budget : money :: schedule : time \_\_\_\_\_  
\_\_\_\_\_

**J-148** even : smooth :: coarse : rough \_\_\_\_\_  
\_\_\_\_\_

**J-149** hook : hang :: anchor : hold \_\_\_\_\_  
\_\_\_\_\_

**J-150** advance : retreat :: forward : backward \_\_\_\_\_  
\_\_\_\_\_

**J-151** dial : radio :: switch : lamp \_\_\_\_\_  
\_\_\_\_\_

**J-152** cloth : wash :: towel : dry \_\_\_\_\_  
\_\_\_\_\_

**J-153** fly : sky :: float : water \_\_\_\_\_  
\_\_\_\_\_

**J-154** ballot : vote :: check : pay \_\_\_\_\_  
\_\_\_\_\_

**J-155** yam : potato :: lima : bean \_\_\_\_\_  
\_\_\_\_\_