

Table of Contents

| | |
|--|----------------|
| Introduction | iv |
| Teaching Suggestions | v-vi |
| About the Author | vi |
| Phonemic Awareness | 1-67 |
| Beginning and Ending Sounds | 1-15 |
| Activity 1 Beginning Sounds | 1 |
| Activity 2 Ending Sounds | 5 |
| Activity 3 Beginning and Ending Sounds | 9 |
| Rhyming | 15-24 |
| Activity 4 Rhyme Match | 15 |
| Activity 5 Rhyme Time | 20 |
| Putting Sounds Together | 25-33 |
| Activity 6 Say the Word | 25 |
| Activity 7 Echo the Word | 29 |
| Short Vowel Sounds | 34-67 |
| Activity 8 Find the Sound – Short a | 34 |
| Activity 9 Find the Sound – Short e | 39 |
| Activity 10 Find the Sound – Short i | 44 |
| Activity 11 Find the Sound – Short o | 49 |
| Activity 12 Find the Sound – Short u | 54 |
| Activity 13 Odd One Out | 59 |
| Activity 14 A New Word | 64 |
| Alphabetics | 68-271 |
| Short Vowel Letters | 68-105 |
| Activity 15 Connecting “a” With /ah/ | 69 |
| Activity 16 Connecting “e” With /eh/ | 75 |
| Activity 17 Connecting “i” With /ih/ | 81 |
| Activity 18 Connecting “o” With /oh/ | 87 |
| Activity 19 Connecting “u” With /uh/ | 93 |
| Vowels Review | 98 |
| Consonants and Coarticulation | 106-271 |
| Lesson B | 106 |
| Activity 20 ba | 107 |
| Activity 21 be | 110 |
| Activity 22 bi | 112 |
| Activity 23 bo | 114 |
| Activity 24 bu | 116 |
| Lesson C | 118 |
| Activity 25 ca | 119 |
| Activity 26 co | 121 |
| Activity 27 cu | 123 |
| Lesson D | 125 |
| Activity 28 da | 126 |
| Activity 29 de | 128 |
| Activity 30 di | 130 |
| Activity 31 do | 132 |
| Activity 32 du | 134 |
| Lesson F | 136 |
| Activity 33 fa | 137 |
| Activity 34 fe | 139 |
| Activity 35 fi | 141 |
| Activity 36 fo | 143 |
| Activity 37 fu | 145 |
| Lesson G | 147 |
| Activity 38 ga | 148 |
| Activity 39 go | 150 |
| Activity 40 gu | 152 |
| Lesson H | 154 |
| Activity 41 ha | 155 |
| Activity 42 he | 157 |
| Activity 43 hi | 159 |
| Activity 44 ho | 161 |
| Activity 45 hu | 163 |




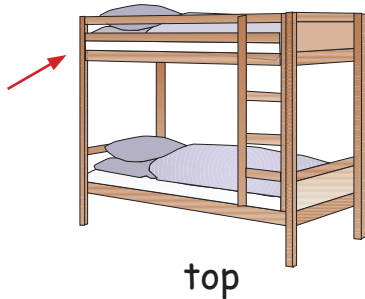
| | | | |
|---|----------------|---------------------|-----|
| Lesson J..... | 165 | Lesson Q..... | 222 |
| Activity 46 ja..... | 166 | Lesson R..... | 223 |
| Activity 47 je..... | 168 | Activity 73 ra..... | 224 |
| Activity 48 ji..... | 170 | Activity 74 re..... | 226 |
| Activity 49 jo..... | 171 | Activity 75 ri..... | 228 |
| Activity 50 ju..... | 173 | Activity 76 ro..... | 230 |
| Lesson K..... | 175 | Activity 77 ru..... | 232 |
| Activity 51 ke..... | 176 | Lesson S..... | 234 |
| Activity 52 ki..... | 178 | Activity 78 sa..... | 235 |
| Lesson L..... | 180 | Activity 79 se..... | 237 |
| Activity 53 la..... | 181 | Activity 80 si..... | 239 |
| Activity 54 le..... | 183 | Activity 81 so..... | 241 |
| Activity 55 li..... | 185 | Activity 82 su..... | 243 |
| Activity 56 lo..... | 187 | Lesson T..... | 245 |
| Activity 57 lu..... | 189 | Activity 83 ta..... | 246 |
| Lesson M..... | 191 | Activity 84 te..... | 248 |
| Activity 58 ma..... | 192 | Activity 85 ti..... | 250 |
| Activity 59 me..... | 194 | Activity 86 to..... | 252 |
| Activity 60 mi..... | 196 | Activity 87 tu..... | 254 |
| Activity 61 mo..... | 198 | Lesson V..... | 256 |
| Activity 62 mu..... | 200 | Activity 88 va..... | 257 |
| Lesson N..... | 202 | Activity 89 ve..... | 259 |
| Activity 63 na..... | 203 | Activity 90 vi..... | 260 |
| Activity 64 ne..... | 204 | Activity 91 vo..... | 262 |
| Activity 65 ni..... | 206 | Lesson W..... | 263 |
| Activity 66 no..... | 207 | Activity 92 wa..... | 264 |
| Activity 67 nu..... | 209 | Activity 93 we..... | 265 |
| Lesson P..... | 211 | Activity 94 wi..... | 267 |
| Activity 68 pa..... | 212 | Lesson X..... | 269 |
| Activity 69 pe..... | 214 | Lesson Y..... | 270 |
| Activity 70 pi..... | 216 | Lesson Z..... | 271 |
| Activity 71 po..... | 218 | | |
| Activity 72 pu..... | 220 | | |
| Beginning To Read..... | 272-314 | | |
| Activity 95 Identifying Beginning Letter Pairs..... | 272 | | |
| Activity 96 Coarticulating Initial Sounds..... | 281 | | |
| Activity 97 Identifying Ending Letters..... | 290 | | |
| Activity 98 Identifying Middle Letters..... | 295 | | |
| Activity 99 Reading First Words..... | 300 | | |
| Activity 100 Reading For Meaning..... | 308 | | |
| Words I Can Read..... | 313 | | |

Activity 1: Beginning Sounds



The first sound you hear in a word is called the beginning sound. The beginning sound in the words **time** and **tape** is /t/*. Listen to the word for each picture as I say them to you.

Point to the picture whose name begins with the sound /t/.



*When a letter is printed between two slash marks, such as /t/, we should say the sound of the letter to the student, not the name of the letter.

Throughout the activities in this book be sure to enunciate all sounds in a word clearly, including the endings. This explicit modeling speeds up learning.

Activity 8: Find the Sound - Short a

Point to the picture whose name has the /ah/ sound.



mud




mad



mitt



hit



hot




hat



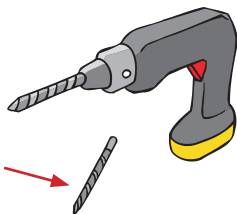
cap



cup




cape



bit



boat



bat


Review: Connecting Short Vowel Sounds With Letters



When we read, the letters we see tell our brains to say their sound. When I see the letter "a," I say /ah/. When I see the letter "e," I say /eh/. When I see the letter "i," I think /ih/. The letter "o" makes me say /oh/, while the letter "u" makes me say /uh/.



Say the letter sound. Point to the picture whose name has that sound.

a



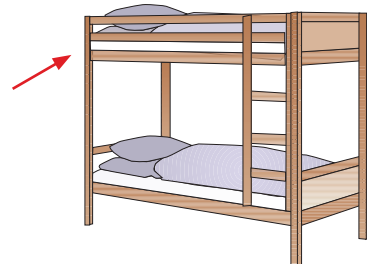
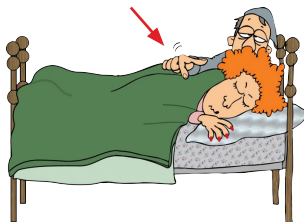
cat, cut, coat

e



bud, bed, bad

i



tip, tap, top


Activity 20: Consonant With Short Vowel Sound - ba



Words such as **back**, **bath**, and **baboon** all begin with the /bah/ sound. We use the letters "ba" to write that sound. When we read, the letters "ba" tell us to say /bah/.



Point to the picture whose name begins with the letters "ba."

ba





bat, beet

ba



rag, bag, big

ba



dad, bed, bad

Children who are able to print may find their memory benefits from writing the letters under the correct picture, but asking this of preschool or kindergarten students may prove distracting to the reading lesson.

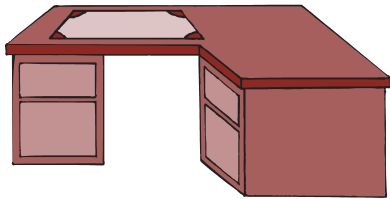
Activity 32: Consonant With Short Vowel Sound - du



Words such as **duck**, **dunk**, and **dust** all begin with the /duh/ sound. We use the letters "du" to write that sound. When we read, the letters "du" tell us to say /duh/.

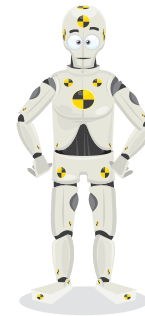
Point to the picture whose name begins with the letters "du."

du



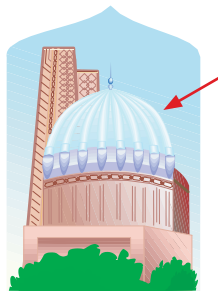
desk, dusk

du



daisy, dogs, dummy


du



dump, dome, drum

Activity 95: Identifying Beginning Letter Pairs

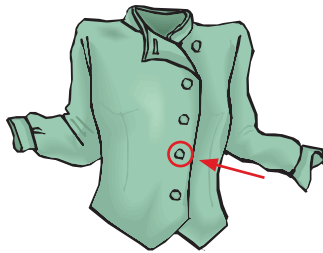
Point to the letters that begin the word for each picture.



ba

be


bu



bo

bi


bu



ca

co

ce



ci

co

cu

bench, button, castle, concert

Activity 97: Identifying Ending Letters

Point to the letter that ends the word for each picture.




ca_

p

t

c



be_

d

b

z



li_

p

d

b



ho_

k

g

j

cat, bed, lip, hog



Activity 99: Reading First Words




When reading these words, be sure to look at the middle letter first. Then say the beginning and middle sounds together, before adding the ending sound. Try saying the word out loud once again.

Read the word and point to the correct picture.

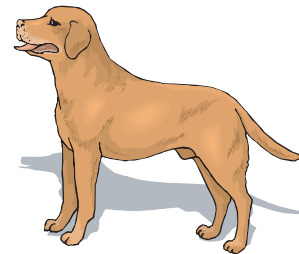


bed





cat



dig



fun



bud, bed, bad

cap, cut, cat

big, dig, dog

fin, fan, fun

Activity 100: Reading for Meaning

Read the words and point to the correct picture.

sad kid



red cap



wet cat



mad mom

